



U.S. Department of Housing and Urban Development

Minneapolis Field Office
212 3rd Avenue South, Suite 150
Minneapolis, Minnesota 55401

April 22, 2021

Ms. Lisa Bode
Government Affairs Director
City of Moorhead
500 Center Avenue
PO Box 779
Moorhead, MN 56561

Dear Ms. Bode:

SUBJECT: End-of-Year Review
Program Year 2020
City of Moorhead

HUD is required to conduct an annual review of performance by grant recipients. This is to report to you the results of our review. Additionally, the Secretary must determine that the grant recipient is in compliance with the statutes and has the continuing capacity to implement and administer the programs for which assistance is received.

Report

This review is based upon the information we received concerning the City's 2020 program year of January 1, 2020 through December 31, 2020. We congratulate you on your many accomplishments during this past year on the achievement of Departmental Objectives. Enclosed is a report showing the City's use of Community Development Block Grant (CDBG) funds during this reporting period. Some specific accomplishments during the year included:

- The City's funds were expended in a timely manner
- The City complied with the CDBG public services expenditure limits
- Ninety Five percent of funds were spent for programs serving low and moderate-income persons
- 134 Extremely low-income households were served
- Moorhead Human Rights Commission provided information on fair housing and hosted listening sessions, also awarding 4 Human Rights Awards to citizens
- 892 Community residents were directly assisted with public services and public facilities funded with CDBG resources

Background Information

HUD's Office of Community Planning and Development has sought to establish partnerships with State and local governments. The focus of our partnership has been to work with communities to ensure that our joint efforts result in housing and community development programs and policies that benefit and serve low and moderate-income persons. These efforts occur within the framework of the statutes we administer and the regulations and policies that are designed to improve program performance.

The provisions of the Housing and Community Development Act of 1974, as amended, and the National Affordable Housing Act of 1990, require the annual submission of performance reports by grant

recipients receiving federal assistance through programs covered under these Acts. Additionally, these Acts require that a determination be made by the Secretary, that the grant recipient is in compliance with the statutes and has the continuing capacity to implement and administer the programs for which assistance is received.

With the implementation of the Consolidated Planning Regulations of January 5, 1995, the Department began making comprehensive performance reviews of grantee's overall progress at least annually, as required by the statutes and section 91.525 of the regulations. The review consists of analyzing the consolidated planning process; reviewing management of funds; determining the progress made in carrying out policies and programs; determining the compliance of funded activities with statutory and regulatory requirements; determining the accuracy of required performance reports; as well as evaluating accomplishments in meeting key Departmental objectives.

This assessment not only meets the mandates of the statutes, but it also provides a basis for working together collaboratively to help grantees achieve housing and community development goals. One critical outcome of this collaboration should be the development of a more comprehensive, effective, and concise Consolidated Plan and improved performance in achieving specific goals that correspond to the activities outlined in your forthcoming Action Plan.

Public Access

This Report must be made readily available to the public within 30 days of receipt of your comments. There are several ways the report can be made available to the public. You can assist us in this regard by sharing HUD's report with the media; with members of your advisory committee; or with those who attended hearings or meetings, placing it on your web site or distributing it through a Listserv. HUD will make this information available to the public upon request and may provide copies of future reports to interested citizens and groups.

Conclusion

As a result of our analysis, we have determined that your overall progress is satisfactory, and that the City has the continuing capacity to implement these programs.

If there are any questions please do not hesitate to contact Lori Lindberg, CPD Representative, at (612) 843-6414, or at lori.l.lindberg@hud.gov.

Sincerely,



Marcia A. Kolb, Director
Office of Community Planning and Development

cc: Mayor Shelly Carlson
500 Center Avenue
Moorhead, MN 56561



Program Year 2020 Funds

2020 CDBG Allocation	\$423,714.00
Program Income Received During Program Year 2020	\$167,289.20
Funds Returned to Local Program Account During Program Year 2020	\$563.44
Total Available¹	\$591,566.64

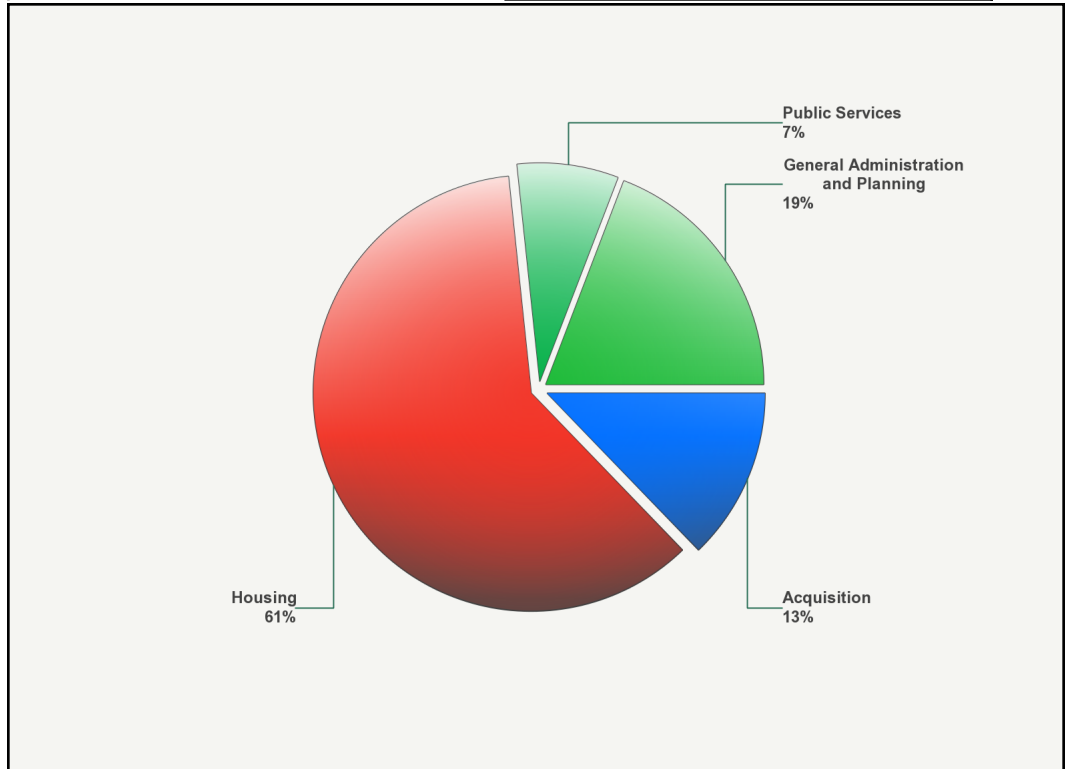
Expenditures²

Type of Activity	Expenditure	Percentage
Acquisition	\$39,245.93	12.71%
Housing	\$187,309.84	60.66%
Public Services	\$23,025.13	7.46%
General Administration and Planning	\$59,224.29	19.18%
Total	\$308,805.19	100.00%

Timeliness

Timeliness Ratio - unexpended funds as percent of 2020 allocation 2.20

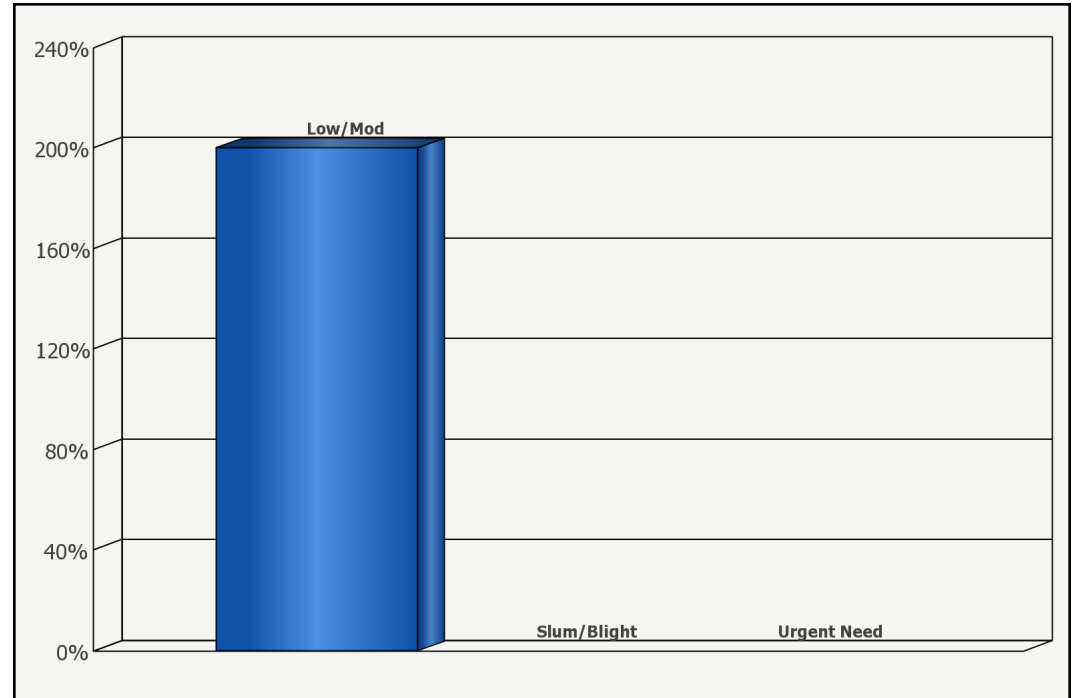
Expenditures by Type of Activity (%) Expenditures by Type of Activity (\$)





Program Targeting

1 -Percentage of Expenditures Assisting Low- and Moderate-Income Persons and Households Either Directly or On an Area Basis ³	200.00%
2 -Percentage of Expenditures That Benefit Low/Mod Income Areas	0.00%
3 -Percentage of Expenditures That Aid in The Prevention or Elimination of Slum or Blight	0.00%
4 -Percentage of Expenditures Addressing Urgent Needs	0.00%
5 -Funds Expended in Neighborhood (Community For State) Revitalization Strategy Areas and by Community Development Financial Institution.	\$0.00
6 -Percentage of Funds Expended in Neighborhood (Community For State) Revitalization Strategy Areas and by Community Development Financial Institution	0.00%



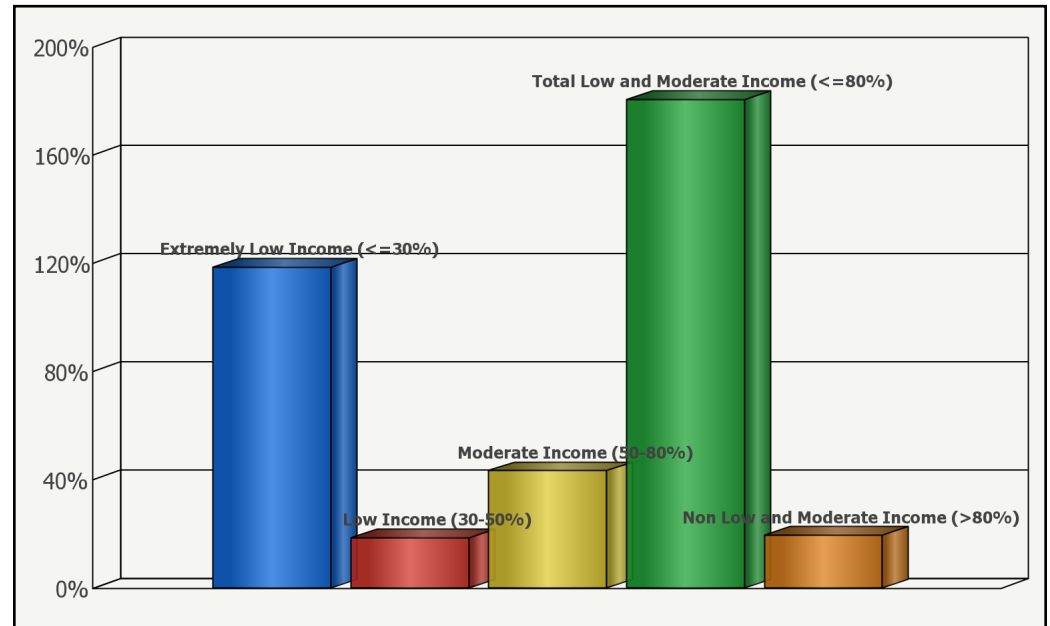


CDBG Beneficiaries by Racial/Ethnic Category⁴

Race	Total	Hispanic
White	32.30%	37.50%
Black/African American	38.05%	0.00%
Asian	0.88%	0.00%
American Indian/Alaskan Native	21.24%	37.50%
Native Hawaiian/Other Pacific Islander	0.00%	0.00%
American Indian/Alaskan Native & White	1.33%	0.00%
Asian & White	0.00%	0.00%
Black/African American & White	1.33%	0.00%
Amer. Indian/Alaskan Native & Black/African Amer.	0.00%	0.00%
Other multi-racial	4.87%	25.00%
Asian/Pacific Islander (valid until 03-31-04)	0.00%	0.00%
Hispanic (valid until 03-31-04)	0.00%	0.00%

Income of CDBG Beneficiaries

Income Level	Percentage
Extremely Low Income (<=30%)	118.58%
Low Income (30-50%)	18.58%
Moderate Income (50-80%)	43.36%
Total Low and Moderate Income (<=80%)	180.53%
Non Low and Moderate Income (>80%)	19.47%





U.S. Department of Housing and Urban Development
Office of Community Planning and Development
Integrated Disbursement and Information System
CDBG Community Development Block Grant Performance Profile
PR54 - MOORHEAD, MN
Program Year From 01-01-2020 To 12-31-2020

DATE: 04-21-21
TIME: 17:57
PAGE: 4

Accomplishment	Number
Actual Jobs Created or Retained	0
Households Receiving Housing Assistance	6
Persons Assisted Directly, Primarily By Public Services and Public Facilities	892
Persons for Whom Services and Facilities were Available	0 ⁵
Units Rehabilitated-Single Units	6
Units Rehabilitated-Multi Unit Housing	0

Funds Leveraged for Activities Completed \$76,707.36

Notes

1 Also, additional funds may have been available from prior years.

2 The return of grant funds is not reflected in these expenditures.

3 Derived by dividing annual expenditures for low-and moderate-income activities by the total expenditures for all activities (excluding planning and administration, except when State planning activities have a national objective) during the program year.

4 For entitlement communities, these data are only for those activities that directly benefit low- and moderate-income persons or households. They do not include data for activities that provide assistance to low- and moderate-income persons on an area basis, activities that aid in the prevention and elimination of slums and blight, and activities that address urgent needs. For states, these data are reported for all activities that benefit low- and moderate-income persons or households, aid in the prevention and elimination of slums and blight, and address urgent needs.

5 This number represents the total number of persons/households for whom services/facilities were available for [in many cases] multiple area benefit activities as reported by grantees. A service or facility meeting the national objective of benefiting low- and moderate-income persons on an area basis is available to all residents of the area served by the activity. If one or more activities had the same or overlapping service areas, the number of persons served by each activity was used to calculate the total number served; e.g., if two activities providing different services had the same service area, the number of persons in the service area would be counted twice; once for each activity.

CR-05 - Goals and Outcomes

Progress the jurisdiction has made in carrying out its strategic plan and its action plan. 91.520(a)

This could be an overview that includes major initiatives and highlights that were proposed and executed throughout the program year.

The year 2020 was the first year of a five-year Consolidated Plan cycle for housing and community development. The City of Moorhead's 2020 CDBG expenditures were consistent with its Consolidated Plan and one-year action plan. The City prioritized its Community Development Block Grant (CDBG) resources on activities to maintain and create affordable housing opportunity within the community as follows:

Single Family Home Rehabilitation Loan Program: Constituting the largest allocation of Moorhead's CDBG resources, this program addressed affordable housing preservation by completing safety, energy, and structural improvements to four housing units occupied by low-moderate income households.

Affordable Housing Production: the longstanding partnership with Lake Agassiz Habitat for Humanity continued in 2020 and has furthered the City's affordable housing production goals. CDBG funds were used to assist with acquisition of an empty lot upon which Habitat built a new single-family home for a low-moderate income household in 2020. The City also partnered with Creative Care for Reaching Independence (CCRI) to assist in the acquisition of an empty lot upon which CCRI build a single-family home for low-moderate income disabled individuals.

Homelessness Objectives: To reach out to low-income people many of whom are primarily homeless, CDBG funds were utilized for the Opportunities Under Transit (OUT) program which provides discounted bus passes for extremely low income persons. Bus passes are to be used by people seeking jobs or going to and from work or job training. One hundred and two people were issued discounted bus passes; 63 passes were used by people who were homeless, 28 were used by people with disabilities. CDBG funds were also allotted for capital needs plumbing improvements at Micah's Mission, a homeless shelter operated by Churches United.

Other Non-housing Community Development: The City continued a longstanding and important CDBG program in 2020, recreational opportunities for low income youth. In 2020, 38 kids participated in programming through the "Play Outside Daily" truck, which offers portable recreation opportunities in Moorhead parks. Other activities included homebuyer education; 16 low to moderate income households attended homebuyer education. The Afro-American Development Association facilitated the Youth Program which served 67 individuals from low-to-moderate income households through career exploration, mentoring, supportive serves, and post-secondary admission application

assistance. CDBG funding was also used to partner with the FM Coalition to End Homelessness to improve data collection through software updates, staff training, and staff data entry. The data collected will serve as a resource for agencies addressing issues related to homelessness.

Non-homeless Special Needs Services: An accessible ramp was constructed at a housing unit occupied by a person with limited mobility and low income.

Due to significantly reduced program income as a result of the COVID-19 pandemic, the City was not able to fund the following planned programs in 2020: Fieldcrest Townhomes capital needs. The Romkey Park Recreation Program was cancelled in 2020 due to the pandemic.

CDBG-CV funding was added to an amended consolidated plan in the second half of 2020. Activities were identified for the funding (emergency housing and food assistance) and subrecipient agreements were signed in late 2020. Funds will begin being drawn for those activities in 2021.

Comparison of the proposed versus actual outcomes for each outcome measure submitted with the consolidated plan and explain, if applicable, why progress was not made toward meeting goals and objectives. 91.520(g)

Categories, priority levels, funding sources and amounts, outcomes/objectives, goal outcome indicators, units of measure, targets, actual outcomes/outputs, and percentage completed for each of the grantee’s program year goals.

Goal	Category	Source / Amount	Indicator	Unit of Measure	Expected – Strategic Plan	Actual – Strategic Plan	Percent Complete	Expected – Program Year	Actual – Program Year	Percent Complete
AH1 Affordable Housing	Affordable Housing	CDBG: \$202000	Public Facility or Infrastructure Activities for Low/Moderate Income Housing Benefit	Households Assisted	42	0	0.00%			
AH1 Affordable Housing	Affordable Housing	CDBG: \$202000	Rental units constructed	Household Housing Unit	3	1	33.33%	1	1	100.00%

AH1 Affordable Housing	Affordable Housing	CDBG: \$202000	Rental units rehabilitated	Household Housing Unit	42	0	0.00%	42	0	0.00%
AH2 Affordable Housing	Affordable Housing	CDBG: \$238750	Homeowner Housing Rehabilitated	Household Housing Unit	35	4	11.43%	7	4	57.14%
AH3 Affordable Housing	Affordable Housing		Homeowner Housing Added	Household Housing Unit	5	0	0.00%			
AH4 Affordable Housing	Affordable Housing	CDBG: \$5200	Public service activities other than Low/Moderate Income Housing Benefit	Persons Assisted	0	0		0		
AH4 Affordable Housing	Affordable Housing	CDBG: \$5200	Public service activities for Low/Moderate Income Housing Benefit	Households Assisted	150	16	10.67%	30	16	53.33%
AH5 Affordable Housing	Affordable Housing	CDBG: \$0	Other	Other	100	40	40.00%	20	40	200.00%
CDBG-CV Emergency Assistance	Homeless Non-Homeless Special Needs	CDBG-CV: \$	Public service activities other than Low/Moderate Income Housing Benefit	Persons Assisted	200	0	0.00%	200	0	0.00%

CDBG-CV Emergency Housing Assistance	Homelessness Prevention	CDBG- CV: \$	Homelessness Prevention	Persons Assisted	100	0	0.00%	100	0	0.00%
HL1 Homelessness	Affordable Housing Homeless	CDBG: \$0	Other	Other	1	0	0.00%	1	0	0.00%
HL2 Homelessness	Homeless	CDBG: \$10600	Public Facility or Infrastructure Activities for Low/Moderate Income Housing Benefit	Households Assisted	120	0	0.00%			
HL2 Homelessness	Homeless	CDBG: \$10600	Public service activities other than Low/Moderate Income Housing Benefit	Persons Assisted	0	102		25	102	408.00%
HL2 Homelessness	Homeless	CDBG: \$10600	Other	Other	5	1	20.00%	1	1	100.00%
NH-3 Slum & Blight Removal	Non-Housing Community Development		Buildings Demolished	Buildings	2	0	0.00%			
NH2 Non- Housing Community Development Needs	Non-Housing Community Development	CDBG: \$19600	Public service activities other than Low/Moderate Income Housing Benefit	Persons Assisted	300	105	35.00%	155	105	67.74%

SN1 Non-Homeless Special Needs Services	Non-Homeless Special Needs	CDBG: \$0	Other	Other	1	1	100.00%	1	1	100.00%
SN2 Non-Homeless Special Needs Services	Non-Homeless Special Needs	CDBG: \$5400	Homeowner Housing Rehabilitated	Household Housing Unit	10	1	10.00%	2	1	50.00%

Table 1 - Accomplishments – Program Year & Strategic Plan to Date

Assess how the jurisdiction’s use of funds, particularly CDBG, addresses the priorities and specific objectives identified in the plan, giving special attention to the highest priority activities identified.

High priority needs identified in the 5-year plan include affordable housing, homeless services and prevention, and non-housing community development needs. The activities associated with these priority needs include rehabilitating or constructing affordable rental and homeowner housing, slum and blight removal, and after school and summer programming for kids living in low to moderate income households. These priority activities were funded by Moorhead’s CDBG program. Other CDBG activities include homebuyer education and installation of accessible ramps at low to moderate income households.

Activities listed in this section have successfully addressed the strategic plan priorities to date.

CR-10 - Racial and Ethnic composition of families assisted

Describe the families assisted (including the racial and ethnic status of families assisted).

91.520(a)

	CDBG
White	74
Black or African American	20
Asian	2
American Indian or American Native	48
Native Hawaiian or Other Pacific Islander	0
Total	144
Hispanic	16
Not Hispanic	212

Table 2 – Table of assistance to racial and ethnic populations by source of funds

Narrative

Not all of the options for race are listed in the chart produced by HUD's online reporting system. HUD requires data reporting on the categories listed below, which is how the City of Moorhead has collected data. To adequately report on race and ethnicity of 2020 beneficiaries, numbers have been included here rather than in the chart provided by HUD:

- White = 74 (6 reported Hispanic/Latino ethnicity)
- Black/African American = 20
- Asian = 2
- American Indian/Alaskan Native = 48 (6 reported Hispanic/Latino ethnicity)
- Native Hawaiian or Other Pacific Islander = 0
- American Indian/Alaskan Native & White = 3
- Asian & White = 0
- Black/African American & White = 70
- American Indian/Alaskan Native & Black/African American = 0
- Other Multi-Racial = 11 (4 reported Hispanic/Latino ethnicity)

The racial composition of families assisted with CDBG funds is not representative of the entire racial composition of the community, CDBG is serving a more diverse population. According to the 2019 5-Year American Community Survey (ACS) Estimates:

88.5% of Moorhead's population is White (32.5% of all CDBG beneficiaries are of this race);

5.2% is Black or African American (39.5% of CDBG beneficiaries are of this race);

1.6% is American Indian and/or Alaska Native (22.4% of CDBG beneficiaries are of this race);

and 4.5% is Hispanic or Latino (7% of CDBG beneficiaries are of this ethnicity).

CR-15 - Resources and Investments 91.520(a)

Identify the resources made available

Source of Funds	Source	Resources Made Available	Amount Expended During Program Year
CDBG	public - federal	569,087	304,333
Other	public - federal	156,951	4,472

Table 3 - Resources Made Available

Narrative

CDBG: Resources made available include the 2020 award (\$266,763.00), program income (\$83,644.60), funds returned to the line of credit (\$8,563.29), funds returned to the local CDBG account (\$281.72), and the 2019 year-end balance (\$209,834.76). CDBG funds for the program year beginning January 1, 2020, were not released until October 1, 2020.

CDBG-CV: Resources made available include the CDBG-CV Round 1 award (\$156,951).

Identify the geographic distribution and location of investments

Target Area	Planned Percentage of Allocation	Actual Percentage of Allocation	Narrative Description

Table 4 – Identify the geographic distribution and location of investments

Narrative

There were no geographically targeted activities. There are no "target areas" within Moorhead. Activities are conducted city-wide.

Leveraging

Explain how federal funds leveraged additional resources (private, state and local funds), including a description of how matching requirements were satisfied, as well as how any publicly owned land or property located within the jurisdiction that were used to address the needs identified in the plan.

None of the CDBG activities require matching funds; regardless, the CDBG funds were used to leverage and compliment other investments in the community. Minnesota Housing provides significant mortgage assistance in Moorhead every year. In 2020, there were 59 loans totaling \$10,381,816. Over the course of nearly 30 years, Minnesota Housing has issued 840 loans to Moorhead homebuyers totaling more than \$93.5 million. While these programs do not specifically require matching resources, the CDBG contribution to the homebuyer education program leveraged these loans by meeting consumer educational requirements of these affordable housing products.

The City of Moorhead structures its housing rehabilitation assistance and acquisition of residential lots for homeowners as deferred no-interest mortgages so as to recycle the funds for future community development activities; repayments are reported as CDBG program income. The CDBG loan portfolio balance is \$4,419,773.61 representing 238 outstanding loans. In 2020, there were 4 loan repayments totaling \$79,711.00. There were no loans written off due to foreclosures.

CR-20 - Affordable Housing 91.520(b)

Evaluation of the jurisdiction's progress in providing affordable housing, including the number and types of families served, the number of extremely low-income, low-income, moderate-income, and middle-income persons served.

	One-Year Goal	Actual
Number of Homeless households to be provided affordable housing units	0	0
Number of Non-Homeless households to be provided affordable housing units	30	16
Number of Special-Needs households to be provided affordable housing units	3	3
Total	33	19

Table 5 – Number of Households

	One-Year Goal	Actual
Number of households supported through Rental Assistance	0	0
Number of households supported through The Production of New Units	0	0
Number of households supported through Rehab of Existing Units	9	5
Number of households supported through Acquisition of Existing Units	0	0
Total	9	5

Table 6 – Number of Households Supported

Discuss the difference between goals and outcomes and problems encountered in meeting these goals.

AH1 Affordable Housing -Rehabilitate or construct 10 affordable rental housing units by 2024. It was recognized that multifamily projects might not occur each year. **Progress:** 1 affordable rental housing unit (will house 3 unrelated adults) is being constructed by CCRI, a non-profit that serves disabled households, CDBG funds were used for site preparation (i.e., land acquisition, demolition of blighted house, and special assessments/infrastructure costs). A planned activity to rehabilitate an affordable

housing development had to be delayed to 2021 due to a lack of program income in 2020 related to the pandemic.

AH2 Affordable Housing -Rehabilitate or construct 35 affordable housing units for homeownership by 2024. **Progress:** Annual goal was 7, 4 owner-occupied homes were rehabilitated (or projects underway) with CDBG funding in 2020. The pandemic impacted program income and caused a lower number of home to be rehabilitated.

AH3 Affordable Housing -Construct at least 5 affordable housing units for homeownership by 2024, specifically through partnership with Habitat for Humanity or other qualified non-profit. **Progress:** The City of Moorhead assisted Habitat for Humanity through previous year CDBG funds with the acquisition of two additional vacant lots upon which affordable housing units were built in 2020.

AH4 Affordable Housing -Create homeownership opportunity for 150 households through use of down payment assistance and/or below market interest rate mortgages for first time homebuyers. CDBG resources will be used for homebuyer education programs and counseling needed to access Minnesota Housing and Greater Minnesota Housing Funds homeownership assistance programs. **Progress:** Annual goal is 30 households per year. In 2020, 16 households participated in homebuyer education. The pandemic caused the cancellation of a few classes and impacted enrollment for the year.

AH5 Affordable Housing -Support and encourage the efforts of governmental and private agencies seeking to reduce the cost burden of low-income households through certificate and voucher programs by providing letters of support and technical assistance with background information upon request. While not within the City of Moorhead's control, the City of Moorhead advocates that the number of rental subsidies available in Moorhead increases by at least 20 per year, or 100 over the five-year period. **Progress:** 40 new vouchers/subsidies were added in 2020.

SN2 Non-Homeless Special Needs Services – Rehabilitate affordable homes specifically through the construction of accessibility ramps or addition of assistive devices for households with a disabled household member. **Progress:** Annual goal is 1-2 households per year. In 2020, 1 owner-occupied home was rehabilitated to include an accessibility ramp.

Discuss how these outcomes will impact future annual action plans.

The COVID-19 pandemic impacted nearly all activities. We will continue to adjust activities to include social distancing measures. Future action plans will be created with lower estimated program income as the pandemic continues to impact our community.

Include the number of extremely low-income, low-income, and moderate-income persons served by each activity where information on income by family size is required to determine the eligibility of the activity.

Number of Households Served	CDBG Actual	HOME Actual
Extremely Low-income	134	0
Low-income	18	0
Moderate-income	54	0
Total	206	0

Table 7 – Number of Households Served

Narrative Information

In 2020, CDBG funded 4 owner-occupied home rehabilitation projects to improve housing units and to reduce housing cost burdens by providing much needed improvements and improving energy efficiency. Housing quality standards are prioritized as the first repairs made to all homes being rehabilitated under the CDBG home rehabilitation loan program. In 2020, none of the homes were considered seriously substandard. For those who are renting, seriously substandard housing conditions are not allowable under the City of Moorhead’s Rental Registration program – all units are inspected annually and code enforcement addresses deficiencies. Low-income renter households that contact the City and are experiencing “worst-case housing needs” are referred to local community action agencies that may be able to provide rental assistance, housing counseling, utility assistance, etc. Homeless or involuntarily displaced individuals are connected with local resources that can provide housing, housing counseling, and other necessary resources to stabilize their situation.

Regarding needs of person with disabilities, in 2020, an accessible ramp was built for a low income person who has limited mobility. The City partners with Freedom Resource Center which is a non-profit organization whose mission is to provide services that increase independence for people with disabilities. Households with a disabled member, that have needs beyond what CDBG programs can assist with, are referred for assistance to Freedom Resource Center or a local community action agency.

Affordable Housing Production: the longstanding partnership with Lake Agassiz Habitat for Humanity continued in 2020 and has furthered the City’s affordable housing production goals. CDBG funds were used to assist with acquisition of an empty lot upon which Habitat built a new single-family home for a low-moderate income household in 2020. The City also partnered with Creative Care for Reaching Independence (CCRI) to assist in the acquisition of an empty lot upon which CCRI build a single-family home for three low-moderate income disabled individuals.

CR-25 - Homeless and Other Special Needs 91.220(d, e); 91.320(d, e); 91.520(c)

Evaluate the jurisdiction's progress in meeting its specific objectives for reducing and ending homelessness through:

Reaching out to homeless persons (especially unsheltered persons) and assessing their individual needs

HL2 Homelessness -Support the initiatives of service providers to expand homeless prevention services including outreach, coordinated assessment, shelter services, transportation, and transitional housing through survey research, technical support, certificates of consistency for funding applications, transportation vouchers, and other means. In 2020, the City supported the F-M Area Coalition to End Homelessness by serving as a funding partner for a data collection initiative. The data serves as a resource for agencies addressing issues related to homelessness. The data will be used to develop initiatives to address the needs documented in data collection and seek funding for same. **Progress:** The FM Coalition data collection initiative has resulted in improved data collection and reporting. Their State of Homelessness report is being used by community agencies servicing the homeless population to help inform their strategic initiatives. The City has also used this data and reporting to inform its annual plan.

Addressing the emergency shelter and transitional housing needs of homeless persons

HL1 Homelessness -Support the continuation and expansion of emergency, transitional and permanent supportive housing available to homeless persons in the community. While the City of Moorhead's CDBG allocation is not sufficient to provide primary support to construct housing units, it can serve as a leverage source to support applications to primary funding agencies. **Progress:** In 2020, Churches United's Micah's Mission emergency homeless shelter began plumbing upgrades with CDBG Public Facilities Improvement funds (i.e., energy efficiency, accessibility, privacy). Churches United for the Homeless received a CDBG grant for \$16,500.

Helping low-income individuals and families avoid becoming homeless, especially extremely low-income individuals and families and those who are: likely to become homeless after being discharged from publicly funded institutions and systems of care (such as health care facilities, mental health facilities, foster care and other youth facilities, and corrections programs and institutions); and, receiving assistance from public or private agencies that address housing, health, social services, employment, education, or youth needs

The City of Moorhead helps low-income individuals and families avoid becoming homeless by maintaining strong partnerships with area agencies/groups working in homelessness. Through these relationships, the City is better able to understand the needs of people who are homeless or are facing homelessness. Speaking directly to discharges from publicly funded institutions such as hospitals and

correctional facilities for example, the West Central CoC participates in statewide prison discharge fairs. The CoC partners with the regional mental health and family/children's collaborative groups to help assure practices and policies are in place and being utilized to avoid discharging or releasing someone into homelessness. The CoC and partner agencies meet with institution staff to resolve instances of discharging into homelessness and strategize to help prevent future occurrences. The local medical facilities partner with local shelters to provide on-site shelter nursing staff. This partnership has significantly decreased discharges from healthcare facilities into shelters and helped to advocate for admittance to other more supportive environments (e.g., foster care, respite care, nursing homes, halfway house, etc.), particularly for those who are in a shelter or discharged who need more intensive medical or mental health, but are no longer in need of inpatient care. The City of Moorhead has also funded the Fargo Moorhead Coalition to End Homelessness, the Coalition maintains a taxi-ride program, which provides free rides to homeless individuals in need of transportation to and from shelters and healthcare facilities.

Minnesota Housing Finance Agency provides statewide Family Homeless Prevention and Assistance Program (FHPAP) funds. These funds provide one-time mortgage payments, one-time or short-term rental assistance, and energy assistance funds for those who are at-risk of homelessness or need to be immediately re-housed with minimal barriers and vulnerability. Access to this program is through CARES (coordinated assessment - previously funded in part by CDBG) and Lakes and Prairies Community Action Partnership.

CDBG-CV funds were awarded and received late in 2020. Grant agreements have been executed with subrecipients to provide emergency housing assistance and emergency food assistance. However, no CDBG-CV funds were expended in 2020.

Helping homeless persons (especially chronically homeless individuals and families, families with children, veterans and their families, and unaccompanied youth) make the transition to permanent housing and independent living, including shortening the period of time that individuals and families experience homelessness, facilitating access for homeless individuals and families to affordable housing units, and preventing individuals and families who were recently homeless from becoming homeless again

CARES is the Coordinated Assessment and Referral System initially developed in part by CDBG funding, it provides individuals with information about services to help successfully obtain and retain housing based on a Housing First methodology. CARES utilizes assessment tools for prioritization and linkage to housing and to promote housing stabilization for individuals once housed. Linkage (not just referrals) to mainstream resources is essential to stabilization as well.

CR-30 - Public Housing 91.220(h); 91.320(j)

Actions taken to address the needs of public housing

In 2020, CDBG funding was used directly to address the needs of public housing. The City of Moorhead utilized CDBG dollars to partially fund the renovation of the elevator at Moorhead Public Housing Agency's Sharp View Apartments. Sharp View Apartments provides 47 affordable rental units to senior citizens. The City of Moorhead assists the Moorhead Public Housing Agency with environmental reviews for improvement projects. In 2015, CDBG funding was used to develop three public housing, rental units for low income families. The units were immediately occupied, and remain occupied by low income households with young children.

Actions taken by the Moorhead Public Housing Agency (MPHA) to address needs of public housing include:

- Completed modernization of elevators at River View Heights and Sharp View. This was done with a \$448,000 funding award from the State of Minnesota Publically Owned Housing Program in addition to public housing funding and CDBG funding.
- Applied for a three year grant renewal with the Resident Opportunity and Self Sufficiency grant. The new grant cycle begins in April of 2021. MPHA is waiting for notification on renewal from HUD.
- Continued and expanded the River View community garden. The garden has produced over 2000 pounds of fresh produce for public housing residents since it started in 2018.
- In collaboration with Moorhead Public Schools, distributed ready-to-eat meals to residents.
- Solicited cloth mask donations from community members and distributed them to every resident. In addition, posted information from the Centers for Disease Control on COVID 19 precautions and implemented new agency protocols to protect staff and residents.
- In an effort to preserve long term sustainability of the scattered site units, MPHA submitted an application to HUD to transition those units to a different affordable housing subsidy program.
- A nine-year old resident became a finalist for the "What Home Means to Me" poster competition. Her artwork is being featured across the country to educate and advocate for affordable housing for all.

Actions taken to encourage public housing residents to become more involved in management and participate in homeownership

Moorhead Public Housing Agency (MPHA) was awarded the ROSS grant from HUD March 2018. ROSS stands for Resident Opportunity and Self Sufficiency. This federal grant allowed MPHA to add a staff position to assist residents with connecting to services and supports within the Fargo-Moorhead community. The majority of MPHA residents have a disability or are elderly and many are extremely low-income. Information on what services are out there and how to access them can be challenging to navigate. The ROSS Coordinator position assists residents to identify goals (of which homeownership

may be one) and connect to services to increase health and other quality of life outcomes.

River View Heights is a 14 Story High Rise with 104 units. In 2018 a community garden was created on land near the High Rise owned by MPHA. The River View Garden provides residents with access to nutritious food, opportunities to connect with others in the community, and an outdoor opportunity to garden which is proven beneficial to those struggling with mental illness. In 2020, the garden space was doubled and 890 pounds of fresh produce was harvested.

Due to the COVID 19 pandemic, MPHA had to suspend many in person activities where outside agencies are typically brought in to assist with various education and resources. However, MPHA did partner with Clay County Public Health to do an onsite Flu Shot Clinic.

MPHA continued to work with a number of organizations to bring more individualized services to residents. Examples include home health care, mental health supports, case management, Hospice, Meals on Wheels, NAPS for seniors, employment services and transportation. MPHA collaborates with agencies such as Lakeland Mental Health, CCRI, Sanford home health, Summit Guidance, Valley Senior Services, Lakes and Prairies CAPLP (homebuyer education provider), Hospice of the Red River Valley, Clay County Social Services, West Central Initiative, Metro Senior Rides, Essentia home health, and many more.

MPHA staff are committed to the mission of the organization which includes promoting positive outcomes for the residents and the community we serve. Staff participate and serve on a number of boards and committees that are dedicated to this to advocate for the population that resides in public housing. Examples include: Successful Outcomes for Tenants and Landlords (SOFTL), Regional Adult Mental Health Initiative Steering Committee, West Central Continuum of Care Homeless to Housed Task Force Board, Program Coordination Committee, Lakes & Prairies CAPLP Housing Advisory Board and Consumer Action Board. The Consumer Action Board is the newest group and consists of individuals who are living in public housing, supportive housing, homeless shelters, and in the community on housing supports. There is currently one residents of MPHA that serve on that board.

MPHA is governed by 5 board members, 1 of which is specifically designated for a resident of public housing. MPHA staff also meets regularly with residents to obtain input on capital improvement projects and other issues important to residents.

Actions taken to provide assistance to troubled PHAs

Moorhead Public Housing is not categorized as troubled.

CR-35 - Other Actions 91.220(j)-(k); 91.320(i)-(j)

Actions taken to remove or ameliorate the negative effects of public policies that serve as barriers to affordable housing such as land use controls, tax policies affecting land, zoning ordinances, building codes, fees and charges, growth limitations, and policies affecting the return on residential investment. 91.220 (j); 91.320 (i)

No negative effects arose or were predicted, so no actions were taken to remove or ameliorate negative effects of public policies.

Actions taken to address obstacles to meeting underserved needs. 91.220(k); 91.320(j)

In 2020, two activities were facing obstacles to meet underserved needs through the CDBG program, the Homebuyer Education Program and the Accessibility Ramp Program. Both of these programs have been meeting underserved needs in Moorhead for many years. The programs are both doing better as a result of actions taken to address obstacles.

Freedom Resource Center (FRC), the provider of the Accessibility Ramp Program continues to meet the needs of its clients through other sources that require significantly less eligibility information than the CDBG program. The initial goal of the CDBG Accessibility Ramp Program was to annually install two temporary aluminum ramps, followed by two permanent ramps for low to moderate income households with a family member who is disabled or has limited mobility. Additionally, the program has been expanded to include other accessibility assistive devices (i.e., grab bars, hearing, sight, etc.).

The Homebuyer Education program is no longer offered by a long time provider. A new provider was identified in 2016. The new provider, Lakes and Prairies Community Action Partnership started classes in August 2016. The previous provider had been offering the class for several years and had a much larger audience, about 300 households per year. Given this change in providers, achieving previous participation volume is proving unrealistic. Although Lakes & Prairies has been part of the community for 50 years, it will take some time before the participant numbers start to increase again. The City is closely monitoring this activity and continues to work with the provider to increase participation.

Actions taken to reduce lead-based paint hazards. 91.220(k); 91.320(j)

The City of Moorhead continues to implement HUD's Lead-Safe Housing regulations. All assisted tenants and owners living in pre-1978 construction housing units are notified of the dangers of lead-based paint and receive up to date brochures about lead risks. Lead risk assessments are conducted on all homes built before 1978 that are receiving assistance under CDBG rehabilitation programs. Lead-safe work practices are followed for lead-based paint removal and/or stabilization on all units in which lead-based paint is detected in accordance with EPA/HUD and Minnesota Department of Health.

Actions taken to reduce the number of poverty-level families. 91.220(k); 91.320(j)

The Moorhead community's approach to poverty reduction is multifaceted and multi-jurisdictional. The City of Moorhead is a proponent of the Minnesota Department of Employment and Economic Development's Job Creation Fund, which provides financial incentives to new and expanding businesses that meet certain job creation and capital investment targets. Companies deemed eligible to participate may receive up to \$1 million for creating or retaining high-paying jobs and for constructing or renovating facilities or making other property improvements.

Moorhead also offers incentives for new, expanding, or relocating businesses, including a property tax exemption. Tax Increment Financing (TIF) may also be available for large redevelopment projects. The City of Moorhead also offers property tax exemptions for developers that create or retain full time jobs.

Other organizations and businesses helping to reduce poverty through a variety of programming include the Minnesota Workforce Center, Minnesota State Community and Technical College, Minnesota State University Moorhead, Concordia College, Rasmussen, Moorhead School District, Metro Area Transit, Metropolitan Council of Governments, Minnesota Housing Finance Agency, Greater Minnesota Housing Fund, and Minnesota Department of Employment and Economic Development. Several other community non-profits also offer services to their constituent groups to coordinate services available in Moorhead to reduce the number of poverty level families and increase economic success.

The City's goals for reducing the number of poverty level families are:

To ensure opportunities are available for job training and higher education

To increase good paying job opportunities and affordable housing expenses within the community

To ensure access to job opportunities through affirmative marketing and a variety of transportation alternatives

The City of Moorhead supports these goals by maintaining relationships with these partners and requiring businesses receiving local government incentives to create jobs paying wages not less than \$10.50 and expanding homeownership to underserved markets. The City also operates and subsidizes mass transit services and participates in the Metropolitan Access to Jobs initiative in the F-M area.

Actions taken to develop institutional structure. 91.220(k); 91.320(j)

The strength of the institutional structure comes from the wide variety of organizations that collaborate to address housing and community development issues within the community. The City of Moorhead works to maintain and build its relationships with local organizations, businesses, and residents and will continue to communicate and share existing needs assessment data to address emerging community needs.

Actions taken to enhance coordination between public and private housing and social service

agencies. 91.220(k); 91.320(j)

The City of Moorhead maintains its relationships and partnerships with area agencies to better understand the needs of its residents. Staff is in regular contact with agencies that are meeting many of the community's underserved needs, including housing and social service agencies. We all work together and utilize each other's strengths to meet those needs. Our relationships are with organizations and groups including Lakes & Prairies Community Action Partnership, Clay County Social Services, Clay County Housing Agency, Moorhead Public Housing Agency, Successful Outcomes for Tenants and Landlords (SOFTL), West Central Minnesota CoC, FM Coalition to End Homelessness, Habitat for Humanity, Minnesota Housing Finance Agency, and the Freedom Resource Center.

Identify actions taken to overcome the effects of any impediments identified in the jurisdictions analysis of impediments to fair housing choice. 91.520(a)

An updated 'Assessment of Fair Housing' was conducted in 2015. Moorhead continues to be cognizant of the possibility and/or concept of segregation, integration, and racially or ethnically concentrated areas of poverty in Moorhead. While CDBG funds are serving a more racially and ethnically diverse population than the community composition, there are no areas of concentration in Moorhead at this time. The City is annually monitoring this and any disparities in access to community assets and exposure to adverse community factors by maintaining relationships with local service providers. Another goal for Moorhead is to respond to disproportionate housing needs by participating in the tenant, homebuyer and crime-free multi-housing education programs. Homebuyer education and the crime-free multi-housing program will continue to be offered by the City of Moorhead and tenant education has recently begun as an offering by a new provider, it was discontinued by the City's subrecipient agency in 2016. The City will also continue to support housing certificate and voucher programs, and continue to partner and support relationships with organizations concerned about fair housing rights. Rehabilitating owner-occupied housing and constructing new affordable housing through partnerships like Habitat for Humanity will also continue. Moorhead will continue to address disability and access issues by installing temporary and permanent ramps at people's homes, enforce the MN Building Code and Section 504 legislation, and communicate annually and seek opportunities to partner with organizations that offer disability services. The City maintains active membership in the Successful Outcomes for Tenants and Landlords (SOFTL) Committee, which discusses fair housing rights monthly and hosts approximately 6 brownbag seminars for tenants and landlords on their rights and any other relevant issues of interest.

The City of Moorhead's Human Rights Commission actively works to affirmatively further fair housing in the community. In 2020, the Moorhead Human Rights Commission provided the community with information regarding Fair Housing, hosted community listening sessions, and awarded 4 Human Rights Awards to citizens of the community.

CR-40 - Monitoring 91.220 and 91.230

Describe the standards and procedures used to monitor activities carried out in furtherance of the plan and used to ensure long-term compliance with requirements of the programs involved, including minority business outreach and the comprehensive planning requirements

HUD staff from the Minneapolis Field Office periodically conduct onsite monitoring of the City's CDBG program to verify that activities are administered in accordance with requirements. The City prepares and publishes an annual performance report to monitor and document its progress in meeting goals set forth in the Annual Action Plans and the 5-Year Consolidated Plan.

The City also monitors each CDBG activity to ensure compliance with rules and regulations. Files are reviewed to ensure income verification has been completed, project checklists assist staff in ensuring all projects meet the requirements of the program. For projects facilitated by subrecipients, monitoring visits with the subrecipients (external entities administering CDBG activities through an agreement with the City of Moorhead) are conducted annually. The City's right to monitor is identified in each subrecipient agreement and visits are scheduled at least 7 days in advance of the visit.

Contractors that are utilized for the City's Rehab Loan Program are encouraged to use minority businesses when using sub-contractors. The City requires that the contractors regularly report any minority and women owned business sub-contractors.

Citizen Participation Plan 91.105(d); 91.115(d)

Describe the efforts to provide citizens with reasonable notice and an opportunity to comment on performance reports.

The City of Moorhead encourages citizen participation in all aspects of government, and particularly through its Community Development Block Grant process.

Performance Reports

Annual performance reports will be completed by the City of Moorhead each program year and an opportunity for review of the Performance Report will be made known through website and newspaper publication of a 15-day comment period. A community meeting will be held during the comment period, all citizens, including minorities and non-english speaking persons, are invited to the meeting and encouraged to comment on the performance report. The City provides accommodation for persons

with disabilities or limited English proficiency and advertises that fact. Copies of the Performance Report will be available for review at the Moorhead Public Library and the Moorhead Planning & Neighborhood Services Department office and mailed, at no cost, to all citizens who request them.

CR-45 - CDBG 91.520(c)

Specify the nature of, and reasons for, any changes in the jurisdiction’s program objectives and indications of how the jurisdiction would change its programs as a result of its experiences.

None in 2020.

Does this Jurisdiction have any open Brownfields Economic Development Initiative (BEDI) grants?

No

[BEDI grantees] Describe accomplishments and program outcomes during the last year.

CR-45 - CDBG 91.520(c)

Specify the nature of, and reasons for, any changes in the jurisdiction's program objectives and indications of how the jurisdiction would change its programs as a result of its experiences.

None in 2020.

Does this Jurisdiction have any open Brownfields Economic Development Initiative (BEDI) grants?

No

[BEDI grantees] Describe accomplishments and program outcomes during the last year.

Attachment
Cover Page



2020 Consolidated Annual Performance and Evaluation Report


(CAPER)

Year 1 of a 5-Year Plan

Community Development Block Grant

City of Moorhead
500 Center Avenue
Moorhead, MN 56561-0779

PR 26 - CDBG ÷ CDBG-CV

	Office of Community Planning and Development	DATE: 03-09-21
	U.S. Department of Housing and Urban Development	TIME: 8:53
	Integrated Disbursement and Information System	PAGE: 1
	PR26 - CDBG Financial Summary Report	
	Program Year 2020 MOORHEAD , MN	

PART I: SUMMARY OF CDBG RESOURCES	
01 UNEXPENDED CDBG FUNDS AT END OF PREVIOUS PROGRAM YEAR	209,834.76
02 ENTITLEMENT GRANT	266,763.00
03 SURPLUS URBAN RENEWAL	0.00
04 SECTION 108 GUARANTEED LOAN FUNDS	0.00
05 CURRENT YEAR PROGRAM INCOME	83,644.60
05a CURRENT YEAR SECTION 108 PROGRAM INCOME (FOR SI TYPE)	0.00
06 FUNDS RETURNED TO THE LINE-OF-CREDIT	8,563.29
06a FUNDS RETURNED TO THE LOCAL CDBG ACCOUNT	281.72
07 ADJUSTMENT TO COMPUTE TOTAL AVAILABLE	0.00
08 TOTAL AVAILABLE (SUM, LINES 01-07)	569,087.37
PART II: SUMMARY OF CDBG EXPENDITURES	
09 DISBURSEMENTS OTHER THAN SECTION 108 REPAYMENTS AND PLANNING/ADMINISTRATION	248,879.90
10 ADJUSTMENT TO COMPUTE TOTAL AMOUNT SUBJECT TO LOW/MOD BENEFIT	0.00
11 AMOUNT SUBJECT TO LOW/MOD BENEFIT (LINE 09 + LINE 10)	248,879.90
12 DISBURSED IN IDIS FOR PLANNING/ADMINISTRATION	55,453.40
13 DISBURSED IN IDIS FOR SECTION 108 REPAYMENTS	0.00
14 ADJUSTMENT TO COMPUTE TOTAL EXPENDITURES	0.00
15 TOTAL EXPENDITURES (SUM, LINES 11-14)	304,333.30
16 UNEXPENDED BALANCE (LINE 08 - LINE 15)	264,754.07
PART III: LOW/MOD BENEFIT THIS REPORTING PERIOD	
17 EXPENDED FOR LOW/MOD HOUSING IN SPECIAL AREAS	0.00
18 EXPENDED FOR LOW/MOD MULTI-UNIT HOUSING	0.00
19 DISBURSED FOR OTHER LOW/MOD ACTIVITIES	235,308.90
20 ADJUSTMENT TO COMPUTE TOTAL LOW/MOD CREDIT	0.00
21 TOTAL LOW/MOD CREDIT (SUM, LINES 17-20)	235,308.90
22 PERCENT LOW/MOD CREDIT (LINE 21/LINE 11)	94.55%
LOW/MOD BENEFIT FOR MULTI-YEAR CERTIFICATIONS	
23 PROGRAM YEARS(PY) COVERED IN CERTIFICATION	PY: 2020 PY: 2021 PY: 2022
24 CUMULATIVE NET EXPENDITURES SUBJECT TO LOW/MOD BENEFIT CALCULATION	248,879.90
25 CUMULATIVE EXPENDITURES BENEFITING LOW/MOD PERSONS	235,308.90
26 PERCENT BENEFIT TO LOW/MOD PERSONS (LINE 25/LINE 24)	94.55%
PART IV: PUBLIC SERVICE (PS) CAP CALCULATIONS	
27 DISBURSED IN IDIS FOR PUBLIC SERVICES	22,324.13
28 PS UNLIQUIDATED OBLIGATIONS AT END OF CURRENT PROGRAM YEAR	10,000.00
29 PS UNLIQUIDATED OBLIGATIONS AT END OF PREVIOUS PROGRAM YEAR	0.00
30 ADJUSTMENT TO COMPUTE TOTAL PS OBLIGATIONS	0.00
31 TOTAL PS OBLIGATIONS (LINE 27 + LINE 28 - LINE 29 + LINE 30)	32,324.13
32 ENTITLEMENT GRANT	266,763.00
33 PRIOR YEAR PROGRAM INCOME	193,619.88
34 ADJUSTMENT TO COMPUTE TOTAL SUBJECT TO PS CAP	0.00
35 TOTAL SUBJECT TO PS CAP (SUM, LINES 32-34)	460,382.88
36 PERCENT FUNDS OBLIGATED FOR PS ACTIVITIES (LINE 31/LINE 35)	7.02%



Office of Community Planning and Development
U.S. Department of Housing and Urban Development
Integrated Disbursement and Information System
PR26 - CDBG Financial Summary Report
Program Year 2020
MOORHEAD , MN

DATE: 03-09-21
TIME: 8:53
PAGE: 2

PART V: PLANNING AND ADMINISTRATION (PA) CAP

37 DISBURSED IN IDIS FOR PLANNING/ADMINISTRATION	55,453.40
38 PA UNLIQUIDATED OBLIGATIONS AT END OF CURRENT PROGRAM YEAR	0.00
39 PA UNLIQUIDATED OBLIGATIONS AT END OF PREVIOUS PROGRAM YEAR	0.00
40 ADJUSTMENT TO COMPUTE TOTAL PA OBLIGATIONS	0.00
41 TOTAL PA OBLIGATIONS (LINE 37 + LINE 38 - LINE 39 +LINE 40)	55,453.40
42 ENTITLEMENT GRANT	266,763.00
43 CURRENT YEAR PROGRAM INCOME	83,644.60
44 ADJUSTMENT TO COMPUTE TOTAL SUBJECT TO PA CAP	0.00
45 TOTAL SUBJECT TO PA CAP (SUM, LINES 42-44)	350,407.60
46 PERCENT FUNDS OBLIGATED FOR PA ACTIVITIES (LINE 41/LINE 45)	15.83%



Office of Community Planning and Development
 U.S. Department of Housing and Urban Development
 Integrated Disbursement and Information System
 PR26 - CDBG Financial Summary Report
 Program Year 2020
 MOORHEAD, MN

DATE: 03-09-21
 TIME: 8:53
 PAGE: 3

LINE 17 DETAIL: ACTIVITIES TO CONSIDER IN DETERMINING THE AMOUNT TO ENTER ON LINE 17
 Report returned no data.

LINE 18 DETAIL: ACTIVITIES TO CONSIDER IN DETERMINING THE AMOUNT TO ENTER ON LINE 18

Plan Year	IDIS Project	IDIS Activity	Activity Name	Matrix Code	National Objective	Drawn Amount
2019	10	367	MPHA Rental Rehabilitation - Sharp View Apartments Elevator Upgrades	14D	LMH	\$13,571.00
						\$13,571.00
Total						\$13,571.00

LINE 19 DETAIL: ACTIVITIES INCLUDED IN THE COMPUTATION OF LINE 19

Plan Year	IDIS Project	IDIS Activity	Voucher Number	Activity Name	Matrix Code	National Objective	Drawn Amount
2020	6	373	6354584	Acquisition - affordable rental housing	01	LMH	\$70.11
2020	6	373	6423641	Acquisition - affordable rental housing	01	LMH	\$273.10
2020	6	373	6444508	Acquisition - affordable rental housing	01	LMH	\$410.89
2020	6	373	6444513	Acquisition - affordable rental housing	01	LMH	\$1,480.59
2020	6	373	6444515	Acquisition - affordable rental housing	01	LMH	\$37,011.24
						Matrix Code	\$39,245.93
2020	4	371	6359142	Play Outside Daily Mobile Recreation for Youth	05D	LMC	\$62.99
2020	4	371	6423615	Play Outside Daily Mobile Recreation for Youth	05D	LMC	\$64.83
2020	4	371	6423641	Play Outside Daily Mobile Recreation for Youth	05D	LMC	\$3,709.54
2020	4	371	6444508	Play Outside Daily Mobile Recreation for Youth	05D	LMC	\$57.01
2020	4	371	6444513	Play Outside Daily Mobile Recreation for Youth	05D	LMC	\$2,814.65
2020	11	378	6354584	Afro-American Development Association Youth Program	05D	LMC	\$52.56
2020	11	378	6359142	Afro-American Development Association Youth Program	05D	LMC	\$63.02
2020	11	378	6381750	Afro-American Development Association Youth Program	05D	LMC	\$35.64
2020	11	378	6399669	Afro-American Development Association Youth Program	05D	LMC	\$40.85
2020	11	378	6399673	Afro-American Development Association Youth Program	05D	LMC	\$1,944.00
2020	11	378	6423609	Afro-American Development Association Youth Program	05D	LMC	\$1,944.00
2020	11	378	6423615	Afro-American Development Association Youth Program	05D	LMC	\$2,108.00
						Matrix Code	\$12,897.09
2020	2	369	6354584	Opportunities Under Transit	05E	LMC	\$1,471.63
2020	2	369	6359142	Opportunities Under Transit	05E	LMC	\$1,290.00
2020	2	369	6381756	Opportunities Under Transit	05E	LMC	\$2,524.00
						Matrix Code	\$5,285.63
2020	3	370	6354584	Romkey Park Youth Programming	05L	LMC	\$281.72
						Matrix Code	\$281.72
2020	8	375	6359142	Homebuyer Education	05U	LMC	\$62.97
2020	8	375	6423615	Homebuyer Education	05U	LMC	\$210.00
2020	8	375	6444508	Homebuyer Education	05U	LMC	\$3,488.06
						Matrix Code	\$3,761.03



Office of Community Planning and Development
 U.S. Department of Housing and Urban Development
 Integrated Disbursement and Information System
 PR26 - CDBG Financial Summary Report
 Program Year 2020
 MOORHEAD , MN

DATE: 03-09-21
 TIME: 8:53
 PAGE: 4

Plan Year	IDIS Project	IDIS Activity	Voucher Number	Activity Name	Matrix Code	National Objective	Drawn Amount
2020	9	376	6359142	Data Collection Initiative	05Z	LMC	\$63.01
2020	9	376	6381750	Data Collection Initiative	05Z	LMC	\$35.65
					05Z	Matrix Code	\$98.66
2019	1	358	6354584	Home Rehabilitation Loan Program	14A	LMH	\$22,640.79
2019	1	358	6359142	Home Rehabilitation Loan Program	14A	LMH	\$534.28
2019	1	358	6381750	Home Rehabilitation Loan Program	14A	LMH	\$5,981.00
2019	1	358	6381754	Home Rehabilitation Loan Program	14A	LMH	\$8,563.29
2019	1	358	6381756	Home Rehabilitation Loan Program	14A	LMH	\$27,058.71
2019	1	358	6399673	Home Rehabilitation Loan Program	14A	LMH	\$20,500.00
2019	1	358	6423609	Home Rehabilitation Loan Program	14A	LMH	\$12,000.00
2019	1	358	6423615	Home Rehabilitation Loan Program	14A	LMH	\$9,001.00
2019	1	358	6444513	Home Rehabilitation Loan Program	14A	LMH	\$5,300.00
2020	1	368	6354584	Home Rehabilitation Loan Program	14A	LMH	\$551.08
2020	1	368	6359142	Home Rehabilitation Loan Program	14A	LMH	\$2,197.40
2020	1	368	6381750	Home Rehabilitation Loan Program	14A	LMH	\$2,295.28
2020	1	368	6381756	Home Rehabilitation Loan Program	14A	LMH	\$3,021.15
2020	1	368	6399669	Home Rehabilitation Loan Program	14A	LMH	\$4,237.34
2020	1	368	6399673	Home Rehabilitation Loan Program	14A	LMH	\$14,318.25
2020	1	368	6423609	Home Rehabilitation Loan Program	14A	LMH	\$15,778.13
2020	1	368	6423615	Home Rehabilitation Loan Program	14A	LMH	\$9,030.86
2020	1	368	6423641	Home Rehabilitation Loan Program	14A	LMH	\$952.19
2020	1	368	6444508	Home Rehabilitation Loan Program	14A	LMH	\$1,957.37
2020	1	368	6444513	Home Rehabilitation Loan Program	14A	LMH	\$3,813.30
2020	1	368	6444515	Home Rehabilitation Loan Program	14A	LMH	\$1,168.49
2020	5	372	6354584	Accessibility Ramps & Assistive Devices	14A	LMH	\$328.37
2020	5	372	6399673	Accessibility Ramps & Assistive Devices	14A	LMH	\$28.12
2020	5	372	6423641	Accessibility Ramps & Assistive Devices	14A	LMH	\$273.08
2020	5	372	6444508	Accessibility Ramps & Assistive Devices	14A	LMH	\$28.42
2020	5	372	6444513	Accessibility Ramps & Assistive Devices	14A	LMH	\$80.94
2020	5	372	6444515	Accessibility Ramps & Assistive Devices	14A	LMH	\$2,100.00
					14A	Matrix Code	\$173,738.84
Total							\$235,308.90

LINE 27 DETAIL: ACTIVITIES INCLUDED IN THE COMPUTATION OF LINE 27

Plan Year	IDIS Project	IDIS Activity	Voucher Number	Activity to prevent, prepare for, and respond to Coronavirus	Activity Name	Grant Number	Fund Type	Matrix Code	National Objective	Drawn Amount
2020	4	371	6359142	No	Play Outside Daily Mobile Recreation for Youth	B19MC270004	EN	05D	LMC	\$62.99
2020	4	371	6423615	No	Play Outside Daily Mobile Recreation for Youth	B20MC270004	PI	05D	LMC	\$64.83
2020	4	371	6423641	No	Play Outside Daily Mobile Recreation for Youth	B19MC270004	EN	05D	LMC	\$3,709.54



Office of Community Planning and Development
 U.S. Department of Housing and Urban Development
 Integrated Disbursement and Information System
 PR26 - CDBG Financial Summary Report
 Program Year 2020
 MOORHEAD, MN

DATE: 03-09-21
 TIME: 8:53
 PAGE: 5

Plan Year	IDIS Project	IDIS Activity	Voucher Number	Activity to prevent, prepare for, and respond to Coronavirus	Activity Name	Grant Number	Fund Type	Matrix Code	National Objective	Drawn Amount
2020	4	371	6444508	No	Play Outside Daily Mobile Recreation for Youth	B20MC270004	PI	05D	LMC	\$57.01
2020	4	371	6444513	No	Play Outside Daily Mobile Recreation for Youth	B20MC270004	PI	05D	LMC	\$2,814.65
2020	11	378	6354584	No	Afro-American Development Association Youth Program	B19MC270004	EN	05D	LMC	\$52.56
2020	11	378	6359142	No	Afro-American Development Association Youth Program	B19MC270004	EN	05D	LMC	\$63.02
2020	11	378	6381750	No	Afro-American Development Association Youth Program	B20MC270004	PI	05D	LMC	\$35.64
2020	11	378	6399669	No	Afro-American Development Association Youth Program	B19MC270004	EN	05D	LMC	\$40.85
2020	11	378	6399673	No	Afro-American Development Association Youth Program	B19MC270004	EN	05D	LMC	\$1,944.00
2020	11	378	6423609	No	Afro-American Development Association Youth Program	B19MC270004	EN	05D	LMC	\$1,944.00
2020	11	378	6423615	No	Afro-American Development Association Youth Program	B20MC270004	PI	05D	LMC	\$2,108.00
									Matrix Code	\$12,897.09
2020	2	369	6354584	No	Opportunities Under Transit	B19MC270004	EN	05E	LMC	\$1,471.63
2020	2	369	6359142	No	Opportunities Under Transit	B19MC270004	EN	05E	LMC	\$1,290.00
2020	2	369	6381756	No	Opportunities Under Transit	B19MC270004	EN	05E	LMC	\$2,524.00
									Matrix Code	\$5,285.63
2020	3	370	6354584	No	Romkey Park Youth Programming	B19MC270004	EN	05L	LMC	\$281.72
									Matrix Code	\$281.72
2020	8	375	6359142	No	Homebuyer Education	B19MC270004	EN	05U	LMC	\$62.97
2020	8	375	6423615	No	Homebuyer Education	B20MC270004	PI	05U	LMC	\$210.00
2020	8	375	6444508	No	Homebuyer Education	B20MC270004	PI	05U	LMC	\$3,488.06
									Matrix Code	\$3,761.03
2020	9	376	6359142	No	Data Collection Initiative	B19MC270004	EN	05Z	LMC	\$63.01
2020	9	376	6381750	No	Data Collection Initiative	B20MC270004	PI	05Z	LMC	\$35.65
									Matrix Code	\$98.66
				No	Activity to prevent, prepare for, and respond to Coronavirus					\$22,324.13
Total										\$22,324.13

LINE 37 DETAIL: ACTIVITIES INCLUDED IN THE COMPUTATION OF LINE 37

Plan Year	IDIS Project	IDIS Activity	Voucher Number	Activity Name	Matrix Code	National Objective	Drawn Amount
2019	8	364	6380818	Program Administration	21A		(\$8,563.29)
2020	10	377	6354584	Program Administration	21A		\$5,905.22
2020	10	377	6359142	Program Administration	21A		\$6,005.22
2020	10	377	6381750	Program Administration	21A		\$4,751.32
2020	10	377	6381756	Program Administration	21A		\$4,207.73
2020	10	377	6399669	Program Administration	21A		\$5,613.38
2020	10	377	6399673	Program Administration	21A		\$5,771.24
2020	10	377	6423609	Program Administration	21A		\$5,503.95
2020	10	377	6423615	Program Administration	21A		\$4,231.16
2020	10	377	6423641	Program Administration	21A		\$5,685.92



Office of Community Planning and Development
U.S. Department of Housing and Urban Development
Integrated Disbursement and Information System
PR26 - CDBG Financial Summary Report
Program Year 2020
MOORHEAD , MN

DATE: 03-09-21
TIME: 8:53
PAGE: 6

Plan Year	IDIS Project	IDIS Activity	Voucher Number	Activity Name	Matrix Code	National Objective	Drawn Amount	
2020	10	377	6444508	Program Administration	21A		\$5,006.24	
2020	10	377	6444513	Program Administration	21A		\$4,944.20	
2020	10	377	6444515	Program Administration	21A		\$6,109.39	
2020	10	377	6468775	Program Administration	21A		\$281.72	
Total								<u>\$55,453.40</u>
								\$55,453.40



PART I: SUMMARY OF CDBG-CV RESOURCES	
01 CDBG-CV GRANT	156,951.00
02 FUNDS RETURNED TO THE LINE-OF-CREDIT	0.00
03 FUNDS RETURNED TO THE LOCAL CDBG ACCOUNT	0.00
04 TOTAL AVAILABLE (SUM, LINES 01-03)	156,951.00
PART II: SUMMARY OF CDBG-CV EXPENDITURES	
05 DISBURSEMENTS OTHER THAN SECTION 108 REPAYMENTS AND PLANNING/ADMINISTRATION	701.00
06 DISBURSED IN IDIS FOR PLANNING/ADMINISTRATION	3,770.89
07 DISBURSED IN IDIS FOR SECTION 108 REPAYMENTS	0.00
08 TOTAL EXPENDITURES (SUM, LINES 05 - 07)	4,471.89
09 UNEXPENDED BALANCE (LINE 04 - LINE8)	152,479.11
PART III: LOWMOD BENEFIT FOR THE CDBG-CV GRANT	
10 EXPENDED FOR LOW/MOD HOUSING IN SPECIAL AREAS	0.00
11 EXPENDED FOR LOW/MOD MULTI-UNIT HOUSING	0.00
12 DISBURSED FOR OTHER LOW/MOD ACTIVITIES	701.00
13 TOTAL LOW/MOD CREDIT (SUM, LINES 10 - 12)	701.00
14 AMOUNT SUBJECT TO LOW/MOD BENEFIT (LINE 05)	701.00
15 PERCENT LOW/MOD CREDIT (LINE 13/LINE 14)	100.00%
PART IV: PUBLIC SERVICE (PS) CALCULATIONS	
16 DISBURSED IN IDIS FOR PUBLIC SERVICES	701.00
17 CDBG-CV GRANT	156,951.00
18 PERCENT OF FUNDS DISBURSED FOR PS ACTIVITIES (LINE 16/LINE 17)	0.45%
PART V: PLANNING AND ADMINISTRATION (PA) CAP	
19 DISBURSED IN IDIS FOR PLANNING/ADMINISTRATION	3,770.89
20 CDBG-CV GRANT	156,951.00
21 PERCENT OF FUNDS DISBURSED FOR PA ACTIVITIES (LINE 19/LINE 20)	2.40%



LINE 10 DETAIL: ACTIVITIES TO CONSIDER IN DETERMINING THE AMOUNT TO ENTER ON LINE 10

Report returned no data.

LINE 11 DETAIL: ACTIVITIES TO CONSIDER IN DETERMINING THE AMOUNT TO ENTER ON LINE 11

Report returned no data.

LINE 12 DETAIL: ACTIVITIES INCLUDED IN THE COMPUTATION OF LINE 12

Plan Year	IDIS Project	IDIS Activity	Voucher Number	Activity Name	Matrix Code	National Objective	Drawn Amount
2020	16	380	6444508	CV-Emergency Housing Assistance	05Q	LMC	\$312.49
	17	381	6444508	CV-Emergency Assistance	05W	LMC	\$388.51
Total							\$701.00

LINE 16 DETAIL: ACTIVITIES INCLUDED IN THE COMPUTATION OF LINE 16

Plan Year	IDIS Project	IDIS Activity	Voucher Number	Activity Name	Matrix Code	National Objective	Drawn Amount
2020	16	380	6444508	CV-Emergency Housing Assistance	05Q	LMC	\$312.49
	17	381	6444508	CV-Emergency Assistance	05W	LMC	\$388.51
Total							\$701.00

LINE 19 DETAIL: ACTIVITIES INCLUDED IN THE COMPUTATION OF LINE 19

Plan Year	IDIS Project	IDIS Activity	Voucher Number	Activity Name	Matrix Code	National Objective	Drawn Amount
2020	18	379	6444508	CV-Program Administration	21A		\$1,253.33
			6444513	CV-Program Administration	21A		\$1,199.33
			6444515	CV-Program Administration	21A		\$1,318.23
Total							\$3,770.89

PR26 Explanations

PR-26 Explanations

Line 28: \$10,000 for activity 376 paid after the end of the program year.

CDBG-CV

Subrecipient agreements for activities to be funded with CV dollars were signed late in 2020 and we will begin drawing on those funds in 2021.

Public Comment Summary

2020 CAPER – Public Comment Period was March 12, 2021 through March 26, 2021.

A public meeting was held on March 24, 2021. No one attended.

No comments were received.

Citizen Participation Advertisement

FM Extra
810 4th Ave S Suite 120
PO Box 1026
Moorhead, MN 56561

State of Minnesota

Clay County

I, Lisa Miller, duly sworn on my oath, do say that in the FM Extra, a newspaper issued weekly, published at Moorhead, in said County of Clay, the attached notice was inserted and published in said newspaper in the issue of 03/11/21 for the reasonable fee for publishing said notice is \$72.17.



State of Iowa
County of Lyon
Subscribed in my presence and sworn before me 03/11/21. Given under my hand and Notary Seal.



Notary Public



City of Moorhead 2020 Consolidated Annual Performance and Evaluation Report

Moorhead's Consolidated Annual Performance and Evaluation Report with respect to expenditure of 2020 Community Development Block Grant funds provided by the U.S. Department of Housing and Urban Development (HUD) is available. The report details the program activities and financial expenditures conducted during 2020.

The full text of the draft Consolidated Annual Performance and Evaluation Report is available online at www.cityofmoorhead.com (see Governmental Affairs/Community Development Block Grant webpage). Copies are also available at the Moorhead Public Library and Moorhead's Governmental Affairs Dept. at City Hall. To request a mailed copy, contact Governmental Affairs at 218.299.5375.

Questions? Please contact us during the comment period with any questions you may have regarding the report. A public meeting has also been scheduled for Wednesday, March 24 at noon to provide residents an opportunity to review and discuss questions they may have about the annual report.

Comments and suggestions from the public are encouraged through the public comment period and/or at the public meeting. In advance of the public meeting, alternative formats of this information or accommodation for persons with disabilities or limited English proficiency will be made upon request (10 hours notice is required). To make arrangements for services, call 218.299.5434; for TDD/Relay service dial 711.

Public Comment period: March 12 through March 26

Public Meeting: Wednesday March 24, 2021 at noon

Held Virtually Via Webex

City Hall remains closed to the public but the City will continue to afford opportunities for public participation virtually. To comply with COVID-19 public health recommendations, the March 24, 2021 meeting will be held using virtual meeting technology.

The meeting can be attended online or via phone. The link to the Webex meeting and the phone number to call into the meeting can be found on the Moorhead City Calendar at www.cityofmoorhead.com/about-the-city/calendar. For questions or assistance, please call 218.299.5375.

You are welcome to participate in the meeting. If you would prefer, please share your comments, ideas, or concerns at www.cityofmoorhead.com/cdbgcomments.

Send written comments or phone: Moorhead Governmental Affairs Department, PO Box 779, Moorhead MN 56561

218.299.5375
joshua.huffman@cityofmoorhead.com

10211-4